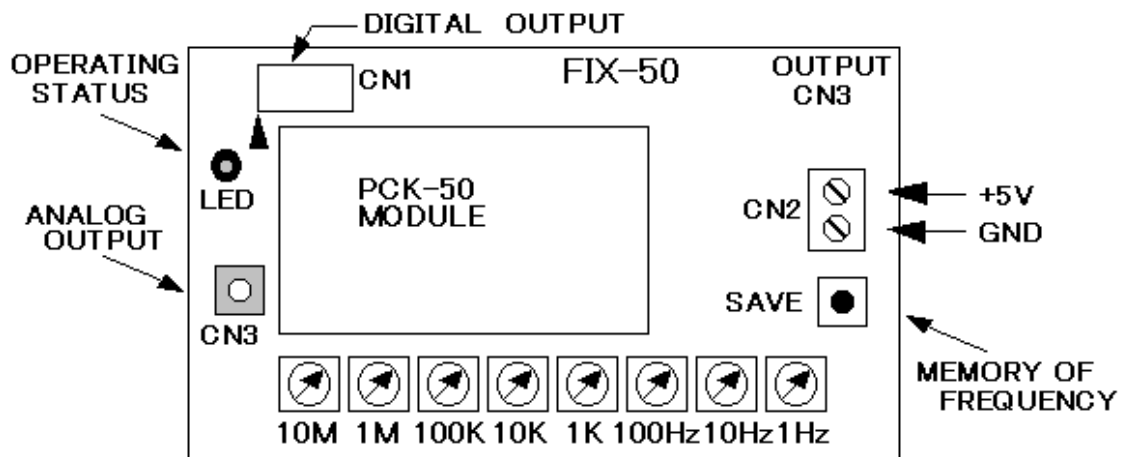


FREQUENCY SETTING BOARD FIX-50

Outline

FIX-50 is an option board for PCK-50 to be able to set the frequency easily. When PCK-50 is inserted to the sockets of FIX-50, the desired frequency can be obtained by 8 BCD switches on the board. A frequency and setting value can be memorized by a save switch on the board. When PCK-50 is used for itself, FIX-50 is used as a memory setting tool of the parameter.

Layout



Specification

Voltage +5V \pm 5%(0.25V)

Current less than 200mA(with PCK-50)

LED

The LED lamp on the board indicates the operating status.

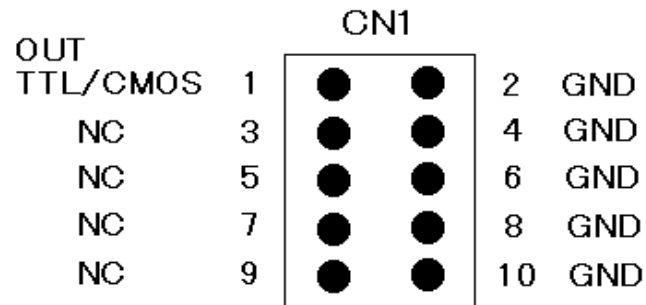
Lighting : LED always lights at the normal status

Blinking : LED blinks continuously when PCK-50 is not correctly mounted.

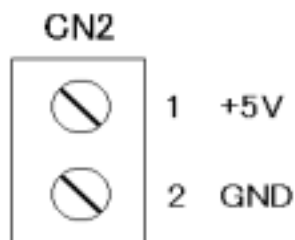
Blink once : In case of setting value was changed and the save switch is pushed, LED blinks Momentarily.

Pin assignment for connector

CN1 is a digital output terminal for TTL/CMOS level.

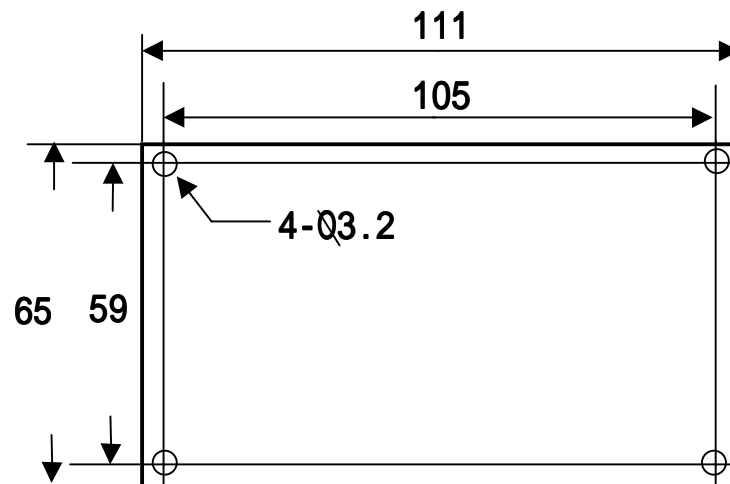


CN2 is a power supply terminal. Supply +5V



CN3 outputs sine waves. As their output impedance is 50 Ω , use 50 impedance coaxial cable. SMB(C05) connector will be suitable.

Dimensions 65x111mm



Design, Manufacture, Sales

DIGITAL SIGNAL TECHNOLOGY, INC.

1-6-28, Higashi Benzai, Asaka City, Saitama, 351-0022, Japan

TEL: 81-48-468-6094 FAX: 81-48-468-6210

URL: <http://www.dst.co.jp>