


User's Manual

USB Interface USBIF-01



DIGITAL SIGNAL TECHNOLOGY, Inc.

**1-7-30, Higashi Benzai, Asaka, Saitama,
351-0022 Japan**

TEL 81-48-468-6094

FAX 81-48-468-6210

URL: <http://www.dst.co.jp/en>

Contents

1.	General Description	3
2.	Specification	3
3.	How to insert UBBIF-01 into DPL-6GF	3
4.	How to download Driver Software	3
5.	In case power is supplied from USB port of PC	4
6.	Shipping Inspection	4
7.	Warranty	4
8.	Others	4


1. General Description

USBIF-01 is an adaptor board to control DPL-6GF/6GFH by USB communication. This board has a USB and a serial conversion unit, so that DPL-6GF can be controlled easily using any communication software set from the virtual COM port of PC.

2. Electrical Specification

- | | |
|-------------------------|--|
| (1) Power Supply | 5V+/-5% |
| (2) Dissipation Current | less than 600mA (including the dissipation current of DPL-6GF) |
| (3) USB I/F | USB2.0 |

3. How to insert USBIF-01 into DPL-6GF



- (1) Insert USBIF-01 into the connector of DPL-6GF as shown on the above picture.
- (2) Supply +5V to the power supply pin of DPL-6GF/6GFH
- (3) Connect a USB cable to PC and USBIF-01.

4. How to download Driver Software

Procedure 1. Download the FT232R drivers from the link addressed below and then unzip it to a folder.

<http://www.ftdichip.com/Drivers/VCP.htm>

Procedure 2. Use USB cable to connect USBIF-01 and PC. "Found New Hardware Wizard" will begin, and then select the folder where you downloaded. Finally install the driver.


Procedure 3. Set the communication setting of PC as below.

Speed	9600bps
Data bits	8 bits
Stop bit	1 bit
Parity	none
Flow control	none

Any communication software such as Hyperterminal can be used for setting from the virtual COM of PC.

5. In case Power is supplied from USB port

If the USB interface of PC can supply power over 600mA, it is possible to use power from USB port. Short JP1 which is the point shown below. JP1 is opened when shipment.



Caution : Do not add power to a power supply pin of USBIF-01, while operating with the USB port power supply of PC. It will cause a trouble of PC.

6. Shipping inspection

100% inspection shall be performed for the electrical specification in 2.

7. Warranty

If any defect is found due to the manufacturer's improper production or design within one year after delivery, repair or replacement shall be performed by the manufacturer's responsibility. Digital Signal Technology assumes no liability for damages that may occur as a result of handling by users even though the warranty period.

12. Others

11-1. This product, which employs a CMOS device may be easily damaged by static electricity. Digital Signal Technology, Inc. assumes no liability for damages that may occur as the result of handling by users even though the above warranty period.

11-2. Do not supply over voltage power supply, module may be damaged. DS Technology, Inc assumes no liability for damages that may occur as the result of handling by users even though the above warranty period.

- ❖ Descriptions of this manual are subject to change without notice.
- ❖ No portion of this manual can be reproduced without the permission of Digital Signal Technology.
- ❖ Digital Signal Technology assumed no liability for damages that may occur as a result of handling by users.
- ❖ The contents of this manual do not apply to the warranty in executing an industrial property or other rights, nor permission for the right of execution.
- ❖ Digital Signal Technology assumes no responsibility for the third party's industrial property occurred from using the circuits described in this manual.